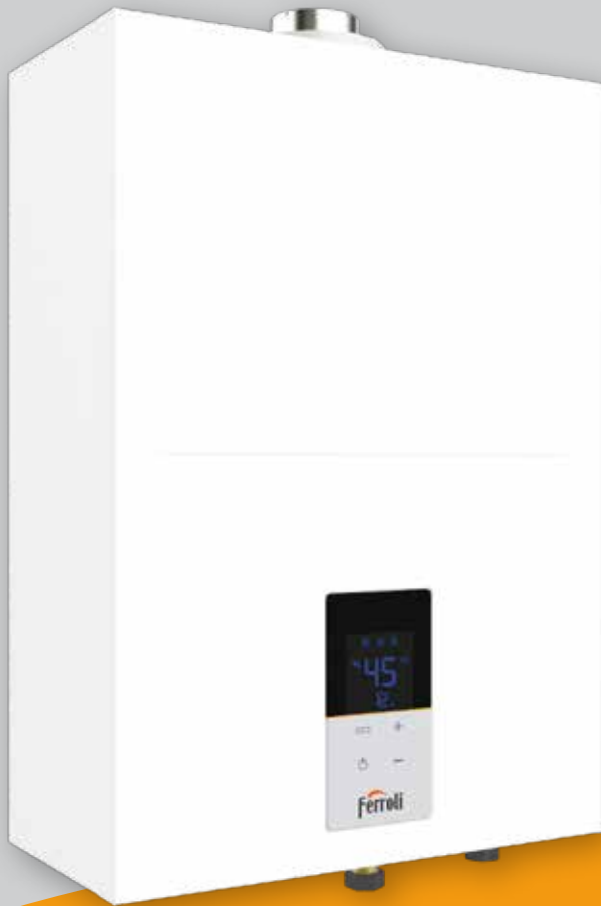


Ferrol



Kona

Instantaneous gas water heater with sealed combustion chamber and forced draught. Low NOx

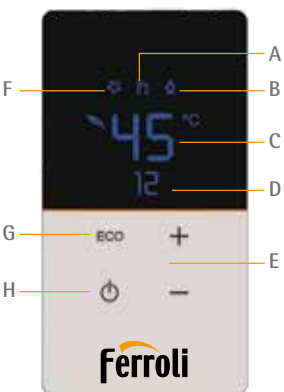


KONA

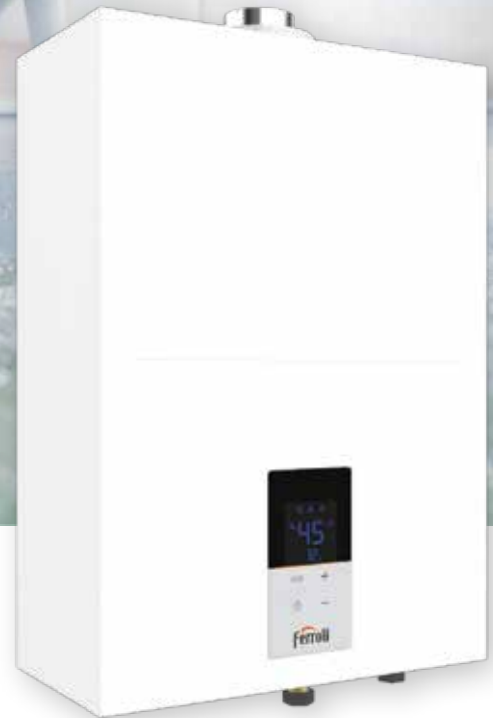
ERP

Instantaneous gas water heater, sealed combustion chamber and forced draught. Low NOx type

- Copper exchanger
- Interface with display and setting with touch controls
- Output thermal power modulating
- Natural gas only
- Low NOx burner - Class 6
- ECO function
- 2 year warranty

**KEY**

- A** Hot water request
- B** Burner On
- C** Outlet water temperature
- D** Water flow rate
- E** Parameters setting
- F** Fan On
- G** ECO Function
- H** On / Off



KONA			12	15	17
ERP class	XL				
Upload profile			XL	XL	XL
Inlet thermal power	Max	kW	23	29,7	33
Outlet thermal power	Max / Min	kW	20,9/3,6	27/3,6	30/3,6
NOx Class (in according with EN 15502)			6	6	6
Working maximum water pressure		bar	10	10	10
Maximum DHW outlet	Δt 25°C	l/min	12	15,5	17
	Δt 30°C	l/min	10	12,9	14,3
DHW temperature setting	Min / Max	°C	40 / 65	40 / 65	40 / 65
Empty weight		Kg	13,7	14,5	14,5
Electrical power		V/Hz	230 / 50	230 / 50	230 / 50



KONA GAS WATER HEATER

Efficient and Eco-friendly / Beautiful and Smart / Easy and Robust

INSTANTANEOUS, SEALED COMBUSTION CHAMBER AND FORCED DRAUGHT

12 l/min - 15 l/min - 17 l/min

ErP Class A

Upload profile XL

NOx class 6 (in according to the EN 1515502)

Internal use only

LARGE POWER MODULATION

High efficiency and comfort level

Ferrolì's water heaters are able to modulate the combustion in according of the inlet and outlet water temperature.

The maximum ratio from the top to the minimum thermal output is **1/8**.

In this way Ferrolì can guarantee the best stability of the hot water temperature and the best comfort for the user.

ECO

Comfort and Savings

The ECO function is able to set the hot water temperature on 42°C and the output thermal power on 80%.

An ideal level to get the maximum comfort and the user safety.

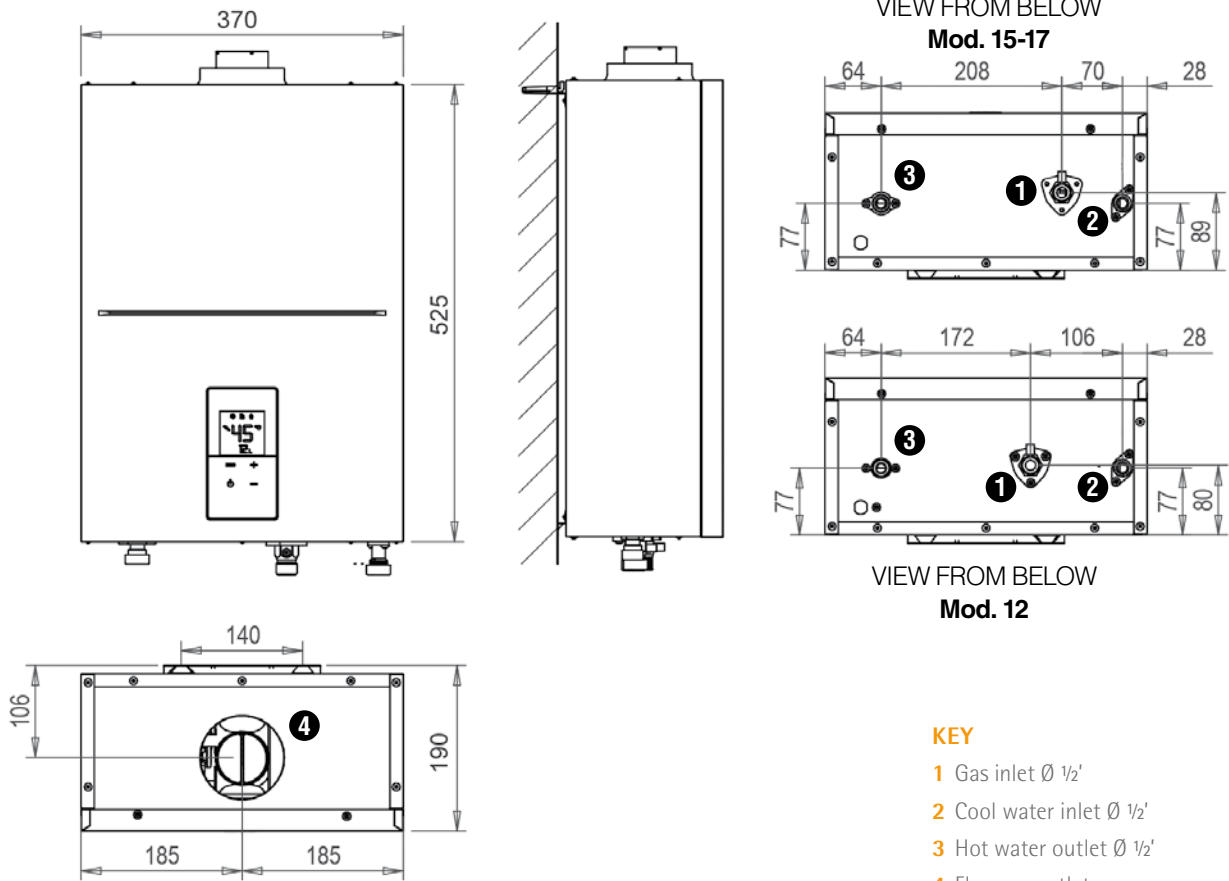
Every parameters of the ECO function are modifiable in according with the user habits.

Software parameters can be modified for user requirements



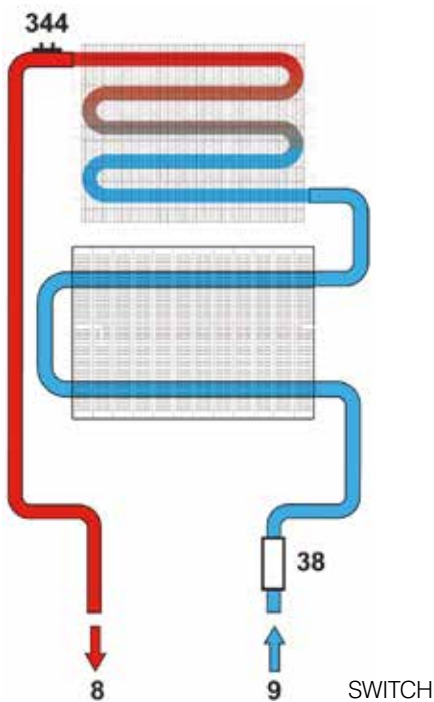
TECHNICAL DATA

Dimensions



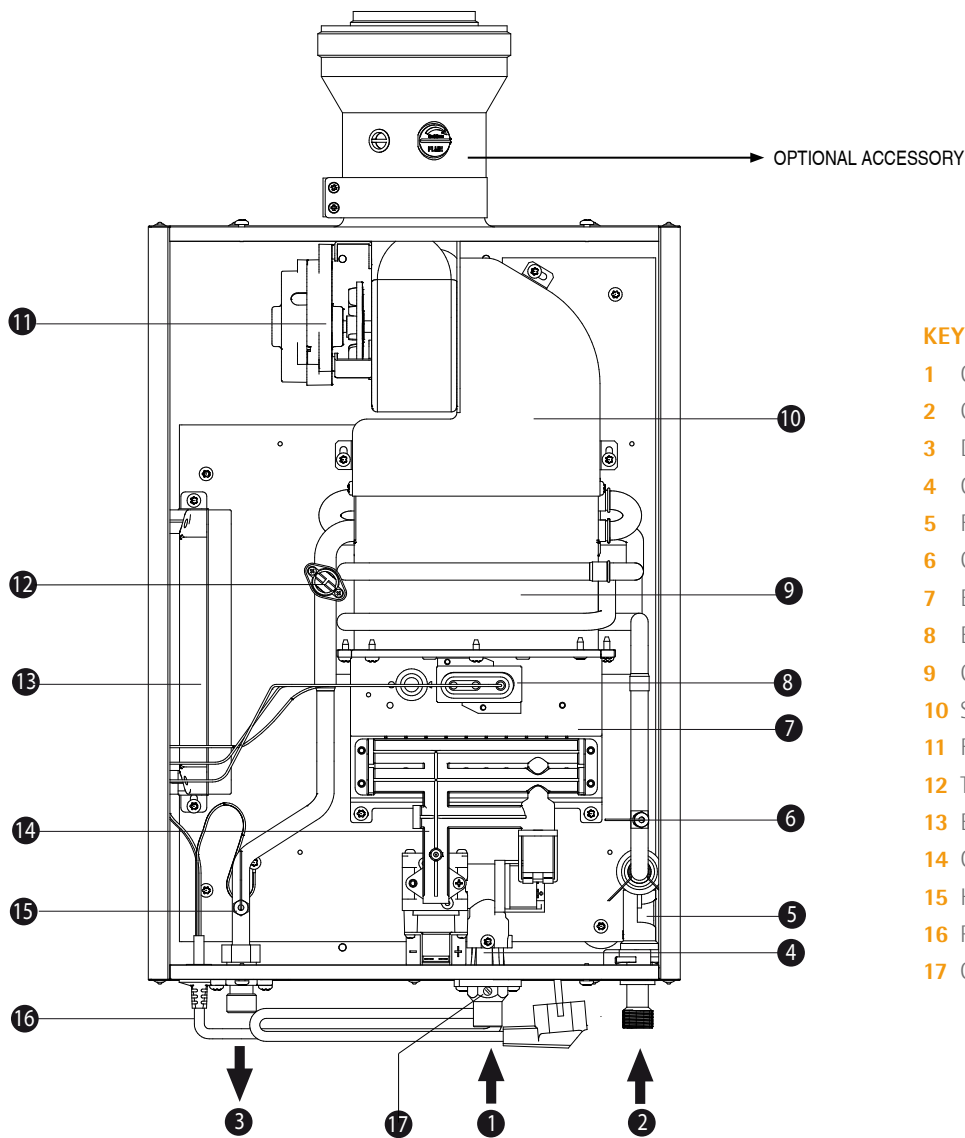
KEY

- 1 Gas inlet \varnothing 1/2'
- 2 Cool water inlet \varnothing 1/2'
- 3 Hot water outlet \varnothing 1/2'
- 4 Flue gas outlet:
Coaxial type \varnothing 60/100 mm





OVERVIEW AND MAIN COMPONENTS



KEY

- 1 Gas inlet
- 2 Cold water inlet
- 3 Domestic hot water outlet (ACS)
- 4 Gas valve
- 5 Flowmeter
- 6 Cold water temperature sensor
- 7 Burner assembly
- 8 Electrode assembly
- 9 Copper exchanger
- 10 Smoke chamber
- 11 Fan
- 12 Temperature limiter
- 13 Electronic card (PCB)
- 14 Gas collector
- 15 Hot water temperature sensor
- 16 Power cable (230 V)
- 17 Gas pressure point

Flue Accessories

PRODUCT DESCRIPTION (ø 60/100mm)	CODE
Concentric horizontal flue kit (1m)	V010040X0
Vertical concentric adaptor	010037X0
Concentric extension (1m)	1KWMA56U
90° Concentric bend	1KWMR81U
45° Concentric bend	1KWMA64A
Flue support bracket	1KWMR46A
Vertical terminal	1KWUK001

Note: Condensing flue cannot be used with this appliance





NOTICE FOR SALES AGENTS:

With a view to constantly improve its production range and customer satisfaction levels, the Company hereby specifies that aesthetic and/or dimensional features, specifications and accessories may be subject to changes.

Please place the utmost care to ensure all technical and/or sales documents (lists, catalogues, brochures, etc.) provided to the final Customer are updated according to the latest edition.

Ferroli Ltd

The Granary, Borough Hill Farm, Catton Road,
Walton on Trent, Derbyshire, DE12 8LL
tel. +44.0330.205.0002
www.ferroli.com
uk.sales@ferroli.com