

PLAN & PLAN PLUS

GENERAL SPECIFICATION & TECHNICAL INFORMATION

- CERTIFICATION**
Manufactured and tested to EN 442. Carries the BS Kitemark and CE Mark. Produced under a quality management system - ISO 9001:2015, environmental management system - ISO 14001:2015 and Occupational health and safety management system - OHSAS 18001.
- 10 GUARANTEE**
10 year guarantee from date of purchase against manufacturing defects.
- COLOUR**
All radiators are de-greased, phosphated and primer coated. An epoxy polyester finishing coat in white (RAL 9016) is applied to all front and rear surfaces.
- A ACCESSORIES**
Touch up paint available on request.
- SYSTEM**
2 pipe pumped indirect domestic and commercial heating applications.

- CONNECTIONS**
4 x 1/2" BSP. Please see below.
- AIR VENTS**
Air vent and plug packs are included in the packaging.
- OPERATING PRESSURES**
Tested to a pressure of 13 bar. Working pressure of up to 10 bar.
- OPERATING TEMPERATURE**
Maximum 100°C.
- DELIVERY**
2 - 5 working days.
- VALVES**
Please see page 231.
- BIM**
Visit our website to download the BIM components www.myson.co.uk/bim

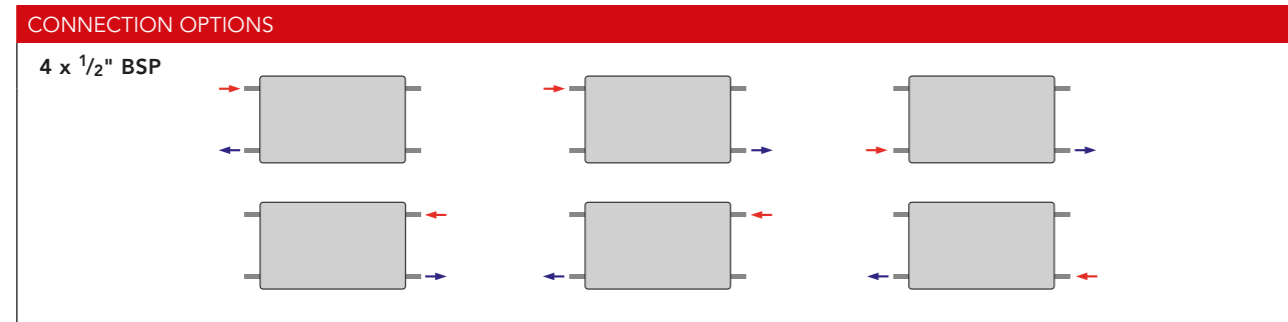
For more general information, please see page 276.

WEIGHTS & WATER CONTENTS PER METRE LENGTH								
Type	Nominal Height (mm)							
	300		400		500		600	
	Weight (kg)	Water Content (l)	Weight (kg)	Water Content (l)	Weight (kg)	Water Content (l)	Weight (kg)	Water Content (l)
11	11.70	1.50	16.10	2.20	20.50	2.90	24.80	3.40
21	-	-	-	-	23.70*	5.20*	33.70	6.10
22	19.10	3.20	25.10	4.20	31.50	5.20	38.00	6.10
33*	26.90	5.10	36.70	6.30	42.20	7.50	56.40	8.80

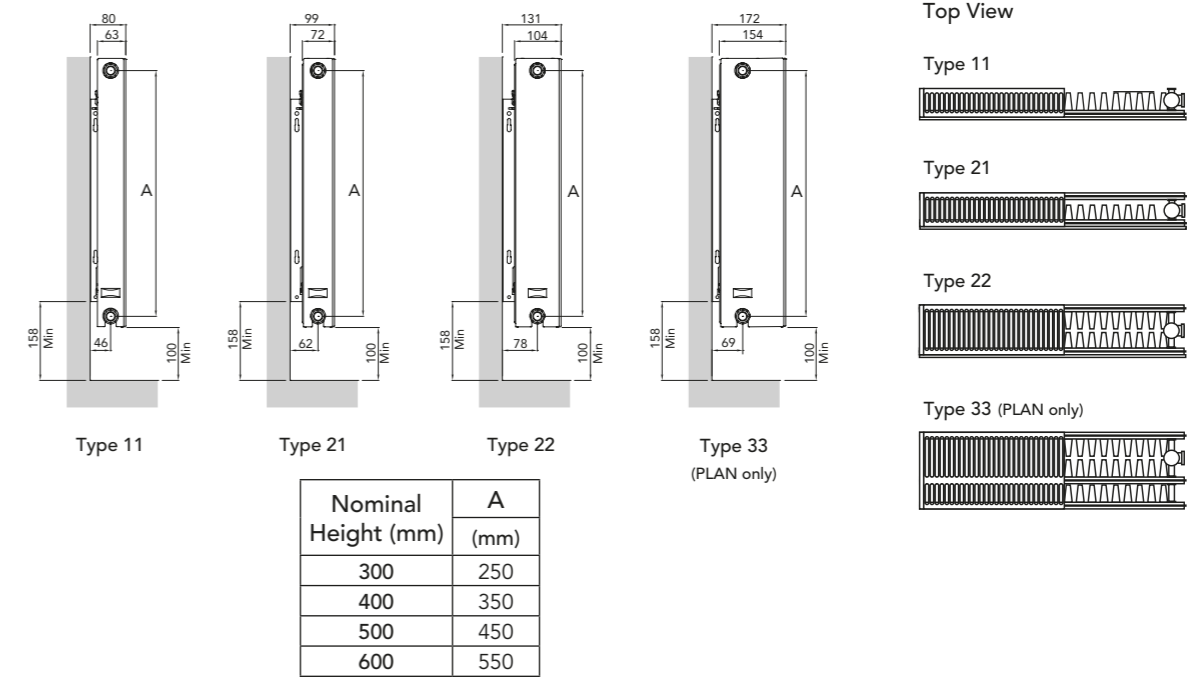
*PLAN only.

n-COEFFICIENTS				
Type	Nominal Height (mm)			
	300	400	500	600
11	1.2820	1.2824	1.2827	1.2831
21	-	-	1.2907*	1.2967
22	1.3000	1.3098	1.3197	1.3295
33*	1.3159	1.3245	1.3331	1.3417

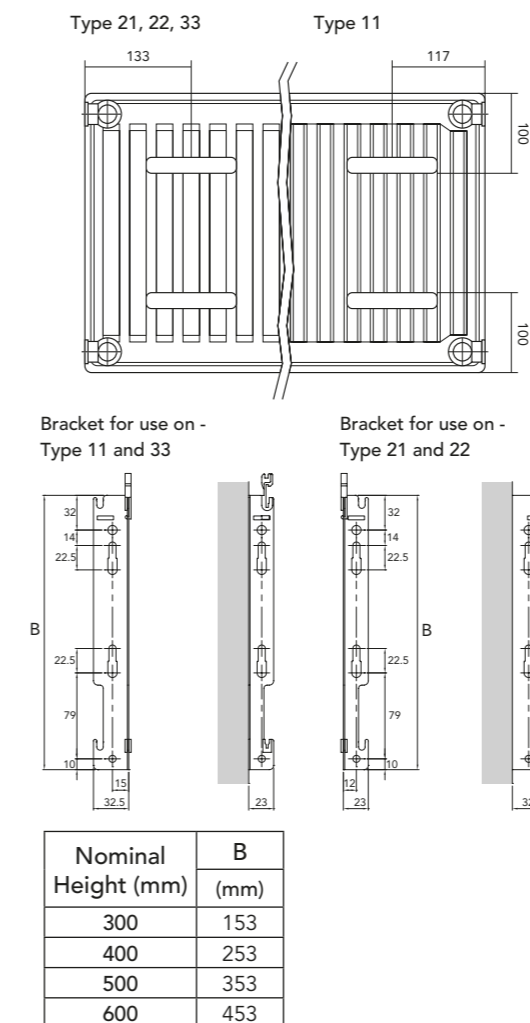
*PLAN only.




MOUNTING POSITIONS & DIMENSIONS



BRACKET POSITIONS & DIMENSIONS



FLOOR BRACKETS



NB: All measurements are nominal.

PLAN HEAT OUTPUTS

Type 11

Table with columns: Nominal Height, Nominal Length (mm), Heat Outputs @ ΔT 50°C (Watts, Btu/h), Heat Outputs @ ΔT 30°C (Watts, Btu/h), Order Code. Rows include 300mm, 400mm, 500mm, and 600mm heights with various lengths.

Type 21

Table with columns: Nominal Height, Nominal Length (mm), Heat Outputs @ ΔT 50°C (Watts, Btu/h), Heat Outputs @ ΔT 30°C (Watts, Btu/h), Order Code. Rows include 300mm, 400mm, 500mm, and 600mm heights with various lengths.

Type 22

Table with columns: Nominal Height, Nominal Length (mm), Heat Outputs @ ΔT 50°C (Watts, Btu/h), Heat Outputs @ ΔT 30°C (Watts, Btu/h), Order Code. Rows include 300mm, 400mm, 500mm, and 600mm heights with various lengths.

Type 33

Table with columns: Nominal Height, Nominal Length (mm), Heat Outputs @ ΔT 50°C (Watts, Btu/h), Heat Outputs @ ΔT 30°C (Watts, Btu/h), Order Code. Rows include 300mm, 400mm, 500mm, and 600mm heights with various lengths.

PLAN PLUS HEAT OUTPUTS

Type 11

Table with columns: Nominal Height, Nominal Length (mm), Heat Outputs @ ΔT 50°C (Watts, Btu/h), Heat Outputs @ ΔT 30°C (Watts, Btu/h), Order Code. Rows include 300mm, 400mm, 500mm, and 600mm heights with various lengths.

Type 21






Table with columns: Nominal Height, Nominal Length (mm), Heat Outputs @ ΔT 50°C (Watts, Btu/h), Heat Outputs @ ΔT 30°C (Watts, Btu/h), Order Code. Rows include 300mm, 400mm, 500mm, and 600mm heights with various lengths.







Type 22

Table with columns: Nominal Height, Nominal Length (mm), Heat Outputs @ ΔT 50°C (Watts, Btu/h), Heat Outputs @ ΔT 30°C (Watts, Btu/h), Order Code. Rows include 300mm, 400mm, 500mm, and 600mm heights with various lengths.



PLAN VERTICAL & PLAN PLUS VERTICAL GENERAL SPECIFICATION & TECHNICAL INFORMATION

-  **CERTIFICATION**
Manufactured and tested to EN 442. Carries the CE Mark. Produced under a quality management system - ISO 9001:2015, environmental management system - ISO 14001:2015 and Occupational health and safety management system - ISO 45001:2018.
-  **GUARANTEE**
10 year guarantee from date of purchase against manufacturing defects.
-  **COLOUR**
All radiators are de-greased, phosphated and primer coated. An epoxy polyester finishing coat in white (RAL 9016) is applied to all front and rear surfaces.
-  **ACCESSORIES**
Touch up paint available on request.
-  **SYSTEM**
2 pipe pumped indirect domestic and commercial heating applications.

-  **CONNECTIONS**
6 x 1/2" BSP. Please see below.
-  **AIR VENTS**
Air vent and plug packs are included in the packaging.
-  **OPERATING PRESSURES**
Tested to a pressure of 8 bar. Working pressure of up to 6 bar.
-  **OPERATING TEMPERATURE**
Maximum 100°C.
-  **DELIVERY**
2 - 5 working days.
-  **VALVES**
Please see page 60.

For more general information, please see page 276.

WEIGHTS & WATER CONTENTS PER METRE LENGTH

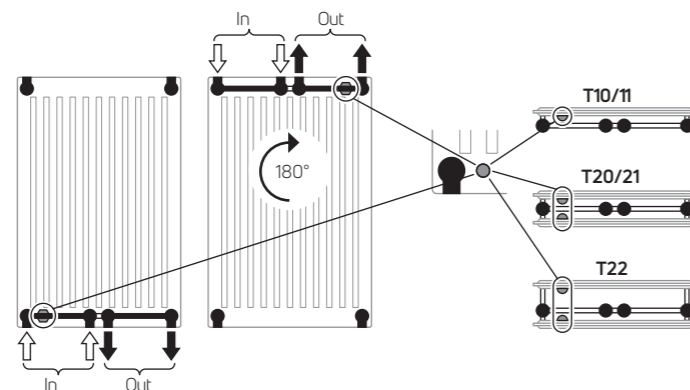
Type	Nominal Height (mm)			
	1800		1950	
	Weight (kg)	Water Content (l)	Weight (kg)	Water Content (l)
21	100.27	21.47	109.33	24.13
22	111.60	21.73	123.73	23.47

n-COEFFICIENTS


Type	Nominal Height (mm)	
	1800	1950
21	1.3192	1.3231
22	1.3387	1.4255

CONNECTION OPTIONS

6 x 1/2" BSP (15/21)



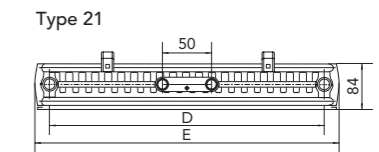
MOUNTING POSITIONS & DIMENSIONS



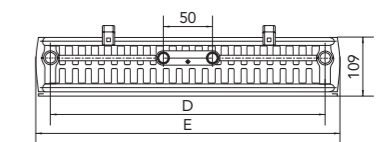
	Type	
	21	22
A (mm)	109	134
B (mm)	65	65
C (mm)	25	25

Length (mm)	D	E
	(mm)	(mm)
300	244	320
450	394	470
600	544	620
750	694	770


Top View



Type 22

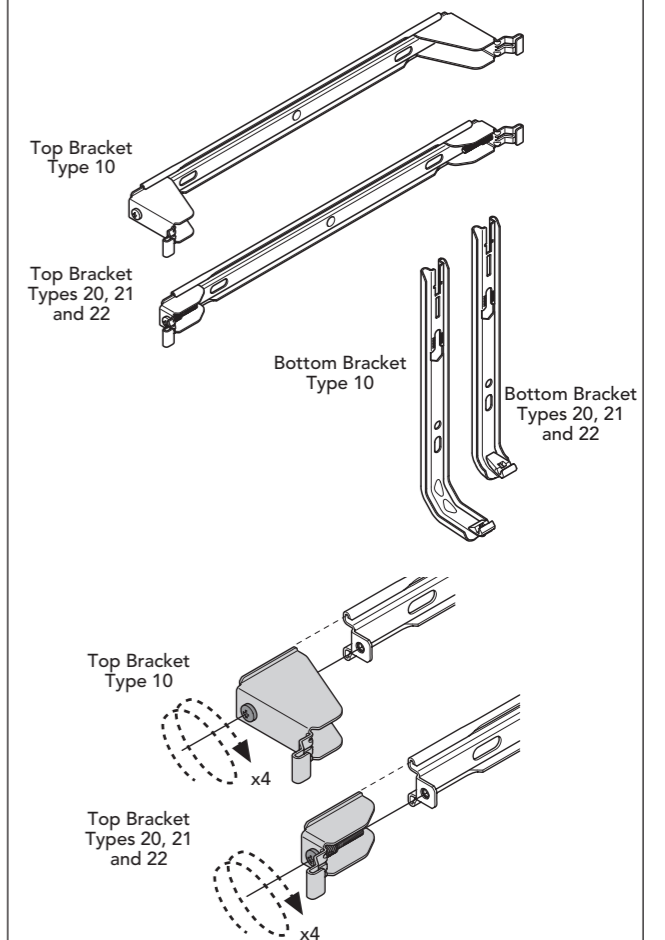


BRACKET POSITIONS & DIMENSIONS



Length (mm)	L ₁	L ₂
	(mm)	(mm)
300	60	75
450	135	125
600	210	200
750	285	275

BRACKETS



NB: All measurements are nominal.

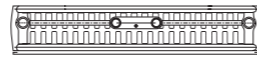
PLAN VERTICAL

HEAT OUTPUTS

Type 21



Type 22



Nominal Height	Nominal Length (mm)	Heat Outputs @ ΔT 50°C		Heat Outputs @ ΔT 30°C		Order Code
		Watts	Btu/h	Watts	Btu/h	
1800mm	300	886	3023	452	1542	180 PX 30G
	450	1329	4535	678	2313	180 PX 45G
	600	1772	6046	903	3081	180 PX 60G
	750	2215	7558	1129	3852	180 PX 75G
1950mm	300	936	3194	476	1624	195 PX 30G
	450	1405	4794	714	2436	195 PX 45G
	600	1873	6391	953	3252	195 PX 60G
	750	2341	7987	1191	4064	195 PX 75G

Nominal Height	Nominal Length (mm)	Heat Outputs @ ΔT 50°C		Heat Outputs @ ΔT 30°C		Order Code
		Watts	Btu/h	Watts	Btu/h	
1800mm	300	1046	3569	528	1802	180 PD 30G
	450	1569	5353	792	2702	180 PD 45G
	600	2092	7138	1056	3603	180 PD 60G
	750	2615	8922	1320	4504	180 PD 75G
1950mm	300	1103	3763	532	1815	195 PD 30G
	450	1654	5643	798	2723	195 PD 45G
	600	2205	7523	1065	3634	195 PD 60G
	750	2756	9403	1331	4541	195 PD 75G

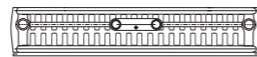
PLAN PLUS VERTICAL

HEAT OUTPUTS

Type 21



Type 22



Nominal Height	Nominal Length (mm)	Heat Outputs @ ΔT 50°C		Heat Outputs @ ΔT 30°C		Order Code
		Watts	Btu/h	Watts	Btu/h	
1800mm	300	886	3023	452	1542	180 PPX 30G
	450	1329	4535	678	2313	180 PPX 45G
	600	1772	6046	903	3081	180 PPX 60G
	750	2215	7558	1129	3852	180 PPX 75G
1950mm	300	936	3194	476	1624	195 PPX 30G
	450	1405	4794	714	2436	195 PPX 45G
	600	1873	6391	953	3252	195 PPX 60G
	750	2341	7987	1191	4064	195 PPX 75G

Nominal Height	Nominal Length (mm)	Heat Outputs @ ΔT 50°C		Heat Outputs @ ΔT 30°C		Order Code
		Watts	Btu/h	Watts	Btu/h	
1800mm	300	1046	3569	528	1802	180 PPD 30G
	450	1569	5353	792	2702	180 PPD 45G
	600	2092	7138	1056	3603	180 PPD 60G
	750	2615	8922	1320	4504	180 PPD 75G
1950mm	300	1103	3763	532	1815	195 PPD 30G
	450	1654	5643	798	2723	195 PPD 45G
	600	2205	7523	1065	3634	195 PPD 60G
	750	2756	9403	1331	4541	195 PPD 75G

ACCESSORIES

Product	Finish	Order Code
VALVE SETS (Includes a nut & olive pack)		
Two-pipe Valve Set (Straight)*	White	VSWHST
Two-pipe Valve Set (Straight)*	Chrome	VSCHST
Two-pipe Valve Set (Angle)*	White	VSWHAN
Two-pipe Valve Set (Angle)*	Chrome	VSCHAN
TOWEL BARS		
300mm	Matt Brushed Stainless Steel	PLANBAR300
450mm	Matt Brushed Stainless Steel	PLANBAR450
600mm	Matt Brushed Stainless Steel	PLANBAR600
750mm	Matt Brushed Stainless Steel	PLANBAR750



*Not to be used for top connection.

PLAN & PLAN PLUS
stylish & practical




Extensive Stocked Range




Available on BIM



Complies to EN 442



Vertical Range Includes Curved Side Panels



Flat & Decorative Front Panels