

# Compress 2000 Installer guide

Simple, affordable heating

**7**  
Year  
Guarantee\*



Installer  
guide

# Compress 2000 AWF

## Big on performance, small on space

The CS2000 AWF is an all-in-one full monobloc heat pump, built to speed up and simplify installation. With a volume of less than 0.6 cubic meters\*, planning permission isn't typically required, making it perfect for renovations and new builds.

With flexible outputs ranging from 4-30kW, adjustable sound levels, efficient operation, and simple controls – give your customers the heating reliability they're used to, with a smaller carbon footprint.



## Why install the Compress 2000 AWF?



**Guaranteed**  
7 years peace of mind\*



**Easy installation**  
With all-in-one monobloc design



**Flexible outputs**  
4-30kW with cascading options



**Efficient**  
Up to A+++ efficiency rating



**Easy access**  
Service and maintain with ease



**Accessory availability**  
For added convenience

# All-in-one full monobloc

## Simple space-saving with no indoor unit



Built for tight spaces and tighter budgets, this compact and efficient heat pump has output options from 4-16kW single-phase and 18-30kW three-phase, meaning ultimate flexibility for your customers' homes.

With adjustable sound levels reaching as low as 53dB and a reduced installation footprint, the CS2000 AWF is perfect for smaller homes, busy neighbourhoods, and renovations or new builds.

Plus, you can cascade up to six units to generate up to 180kW, offering complete flexibility for your customer's needs all-year-round.

### Why choose Worcester Bosch?



#### Tried and tested

With over 15 years of expertise, Bosch is an established leader in heat pumps.



#### Get ahead


Training and support to go from newbie to expert.



#### End-to-end support

We've got your back – with marketing, technical, and design teams always on-hand.

# Simplicity and efficiency all-in-one



## A heat pump for all

With an easy and simple monobloc design, the CS2000 AWF is perfect for first-time installers or those on a tight schedule. With less training and fewer tools required, and no need for an F-Gas qualification, this heat pump is an installer's dream.

## Flexible outputs

With outputs ranging from 4kW to 16kW in single-phase and 18kW to 30kW in three-phase (not to mention the ability to cascade up to 6 units for a combined output of up to 180kW) this really is a heat pump for all properties.



8-16kW

4-6kW

18-30kW

## Quick and easy to install

The CS2000 AWF is an all-in-one, full monobloc solution with a single outdoor unit and no indoor units at all. Easy and fast to install, and with a volume of less than 0.6 cubic meters, in most scenarios this heat pump doesn't need any planning permission\*.

## Easy access

With many key components contained in the outside unit (like pump, expansion vessel, and heat exchanger), this is your one-stop-shop for simple maintenance. Plus, plenty of space and easy access with just a few screws to open the control box.



## All under control


Customers can take control of their home heating with the included controller – complete with integrated temperature sensor, zone thermostat function, two-zone system management, outdoor weather sensor, and more.

## Flow temperatures up to 65°C

The CS2000 AWF has a flow temperature of up to 65°C and uses a safe and environmentally friendly R32 Refrigerant – making it the perfect solution for new build properties and renovations.



# The inside story

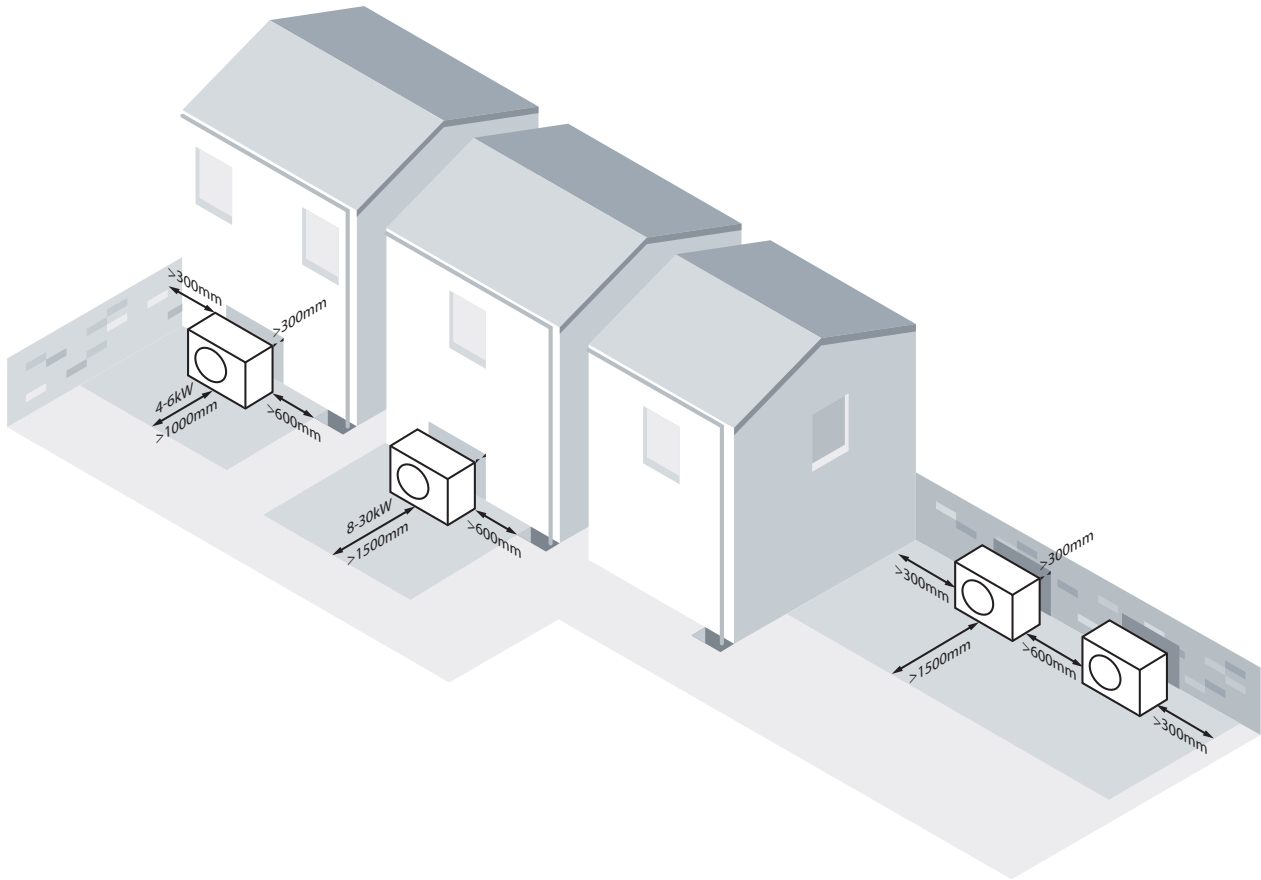


**Simple to install and space-saving, the Compress 2000 AWF is great for experienced and new installers.**

Colin Simpson, Worcester Bosch Product Manager

# System set-ups

The illustrations below show some possible system configurations and the necessary minimum clearances, whether a stand-alone unit or as part of a parallel installation.



## Rear air inlets

These must be a minimum of 300mm from any obstruction.

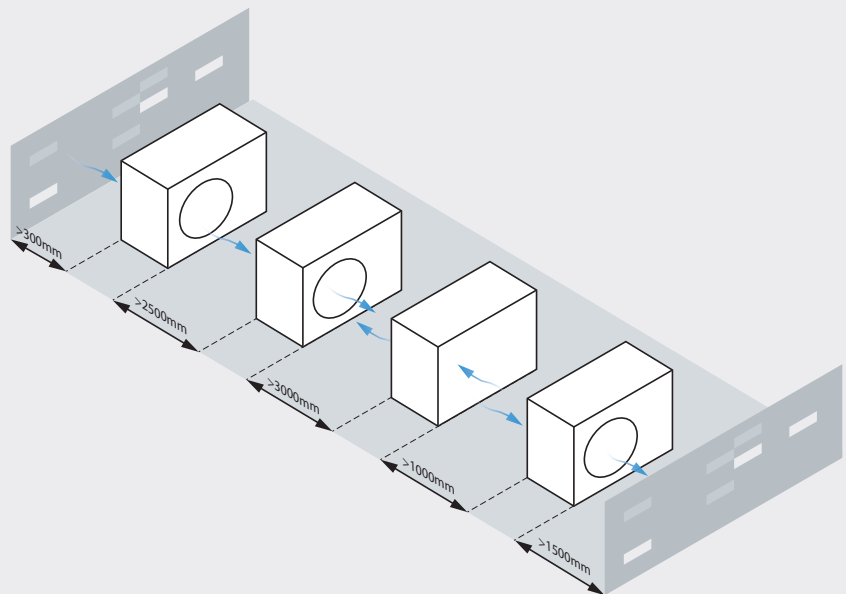
## Front air outlets

Minimum clear zone in front for 4kW-6kW output units 1,000mm. For larger output units, its 1,500mm.

## Parallel configurations

When multiple units are installed the minimum clearances shown here must apply. Please refer to installation manual for detailed clearances.

## Front to back



For further information and support, please contact:

### Technical Helpline:

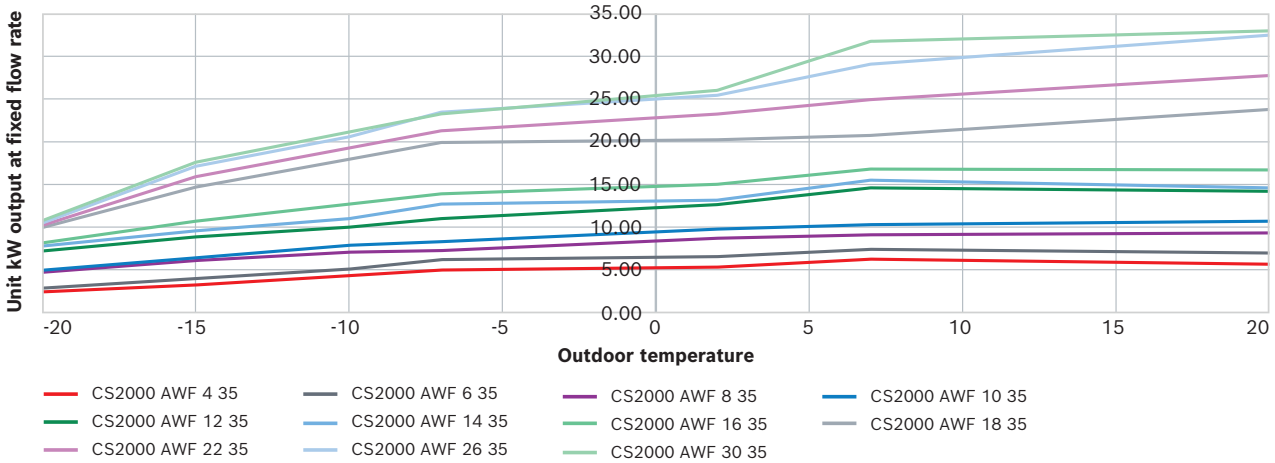
Tel: 0330 123 3366

Email: [technical-advice@uk.bosch.com](mailto:technical-advice@uk.bosch.com)

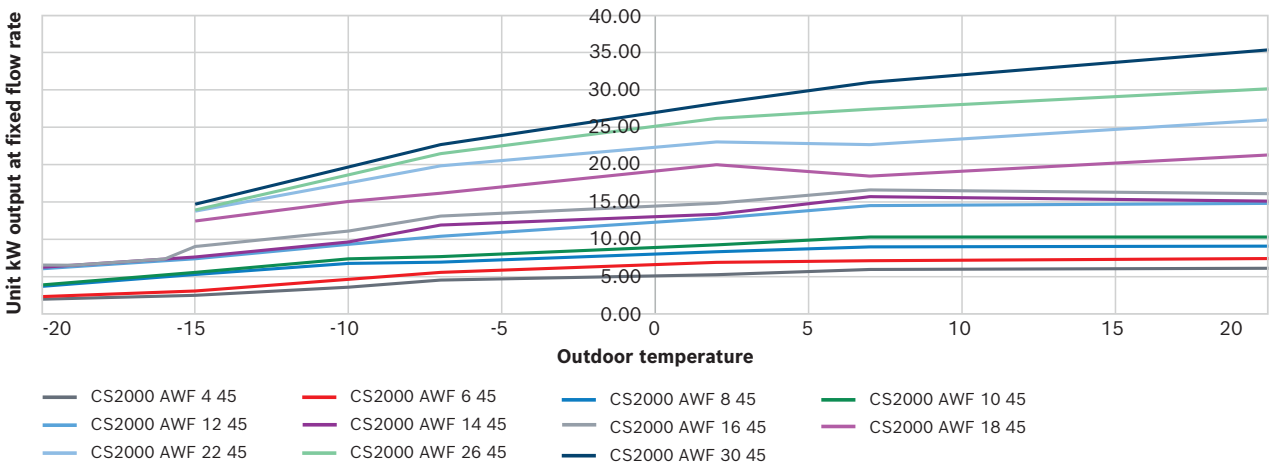
# Heating performance

These graphs explain the output performance variations of each Compress 2000 AWF model. They show the water temperature achievable in radiators in relation to the outdoor temperature. This information will help you to select the most appropriate model for your customer's home.

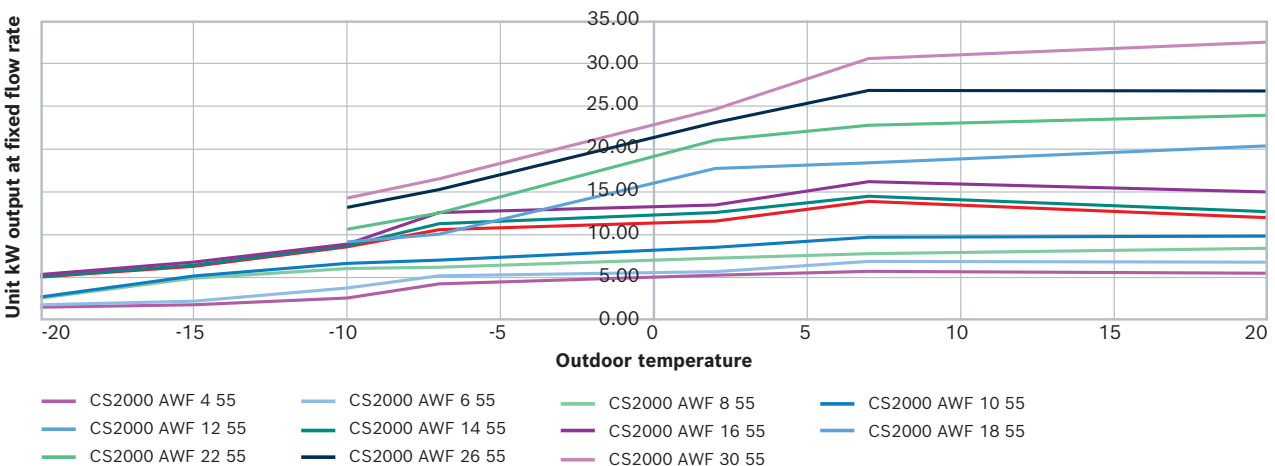
## CS2000 AWF 35°C



## CS2000 AWF 45°C



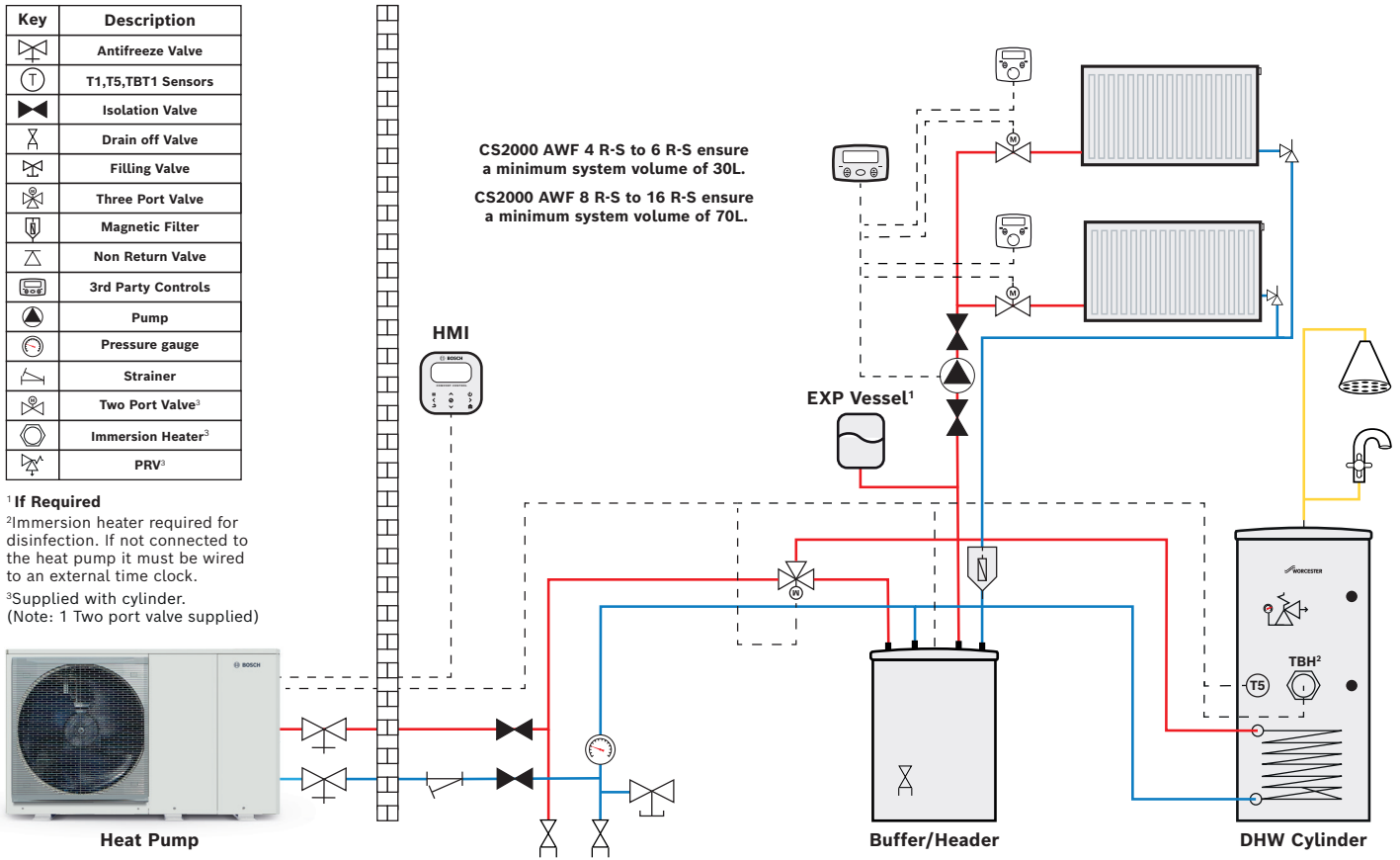
## CS2000 AWF 55°C





# Schematics

## CS2000 AWF Multi zone with 3rd party controls



**All electrical work should be carried out by a registered engineer. Wiring must comply with the latest IET wiring regulations. Isolate the mains electricity supply before starting any work and observe all relevant safety precautions. Refer to all relevant product installation manuals for safety and installation instructions.** Whilst it is always our intention to fully assist, it is essential to recognise that all information given by the company is provided in good faith and based upon the information available. Connection labels may not match those of the products installed on site. We recommend that advice should always be checked with your installer, electrician or the manufacturer of the product in question. Consequently, the company cannot be held responsible for any liability relating to the use or repetition of such information or part thereof. In addition, whilst making every reasonable effort to monitor the performance and quality of our supply, installation and service network, we do not accept responsibility for the workmanship or operation of any third party company.

# Schematics

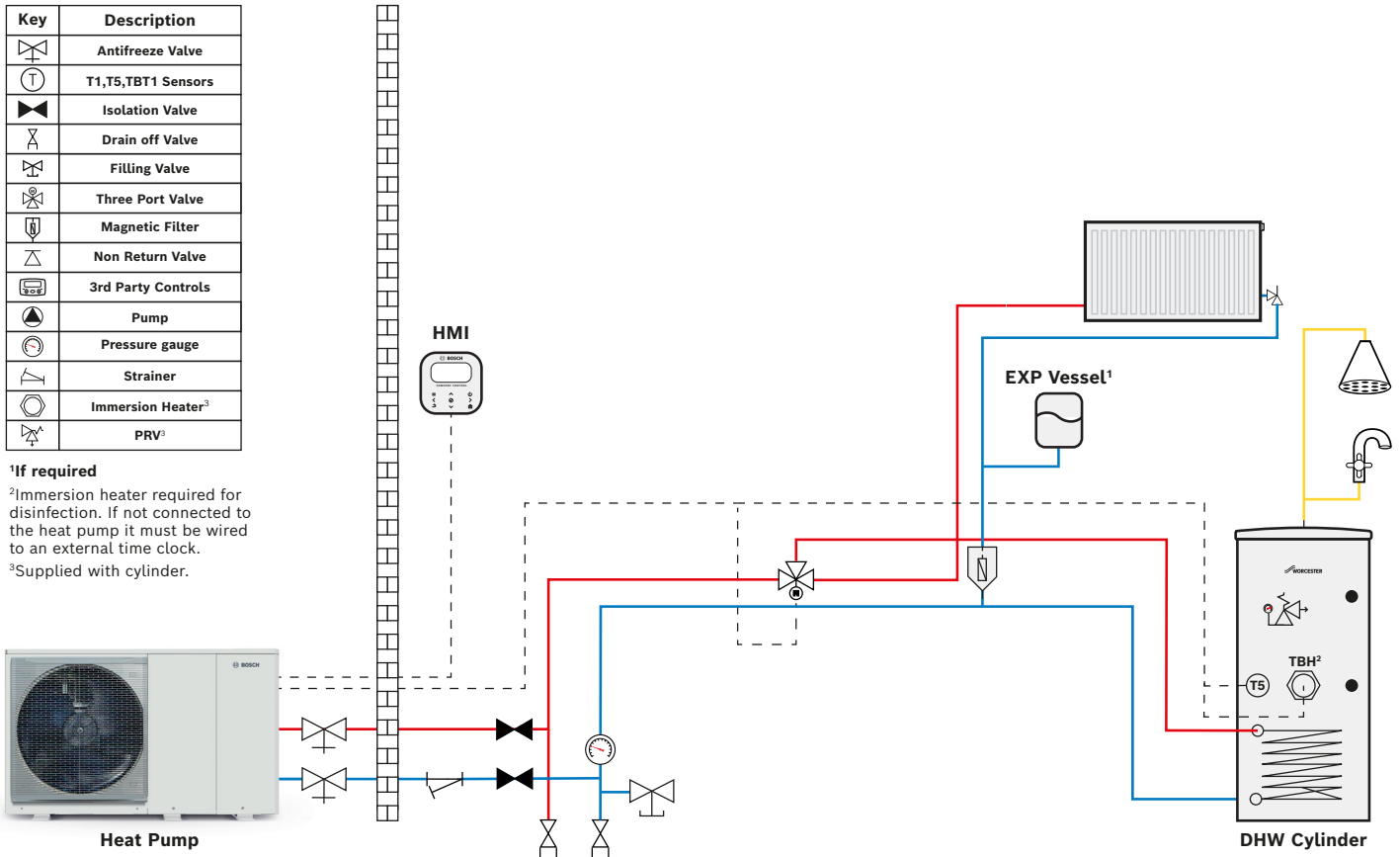
## CS2000 AWF Open circuit without buffer

Key	Description
	Antifreeze Valve
	T1, T5, TBT1 Sensors
	Isolation Valve
	Drain off Valve
	Filling Valve
	Three Port Valve
	Magnetic Filter
	Non Return Valve
	3rd Party Controls
	Pump
	Pressure gauge
	Strainer
	Immersion Heater <sup>2</sup>
	PRV <sup>3</sup>

**<sup>1</sup>If required**

<sup>2</sup>Immersion heater required for disinfection. If not connected to the heat pump it must be wired to an external time clock.

<sup>3</sup>Supplied with cylinder.



**All electrical work should be carried out by a registered engineer. Wiring must comply with the latest IET wiring regulations. Isolate the mains electricity supply before starting any work and observe all relevant safety precautions. Refer to all relevant product installation manuals for safety and installation instructions.** Whilst it is always our intention to fully assist, it is essential to recognise that all information given by the company is provided in good faith and based upon the information available. Connection labels may not match those of the products installed on site. We recommend that advice should always be checked with your installer, electrician or the manufacturer of the product in question. Consequently, the company cannot be held responsible for any liability relating to the use or repetition of such information or part thereof. In addition, whilst making every reasonable effort to monitor the performance and quality of our supply, installation and service network, we do not accept responsibility for the workmanship or operation of any third party company.

# Technical data

Outdoor unit CS2000 AWF 7 738 602 ...	...277 4 R-S	...278 6 R-S	...279 8 R-S	...280 10 R-S	...281 12 R-S	...282 14 R-S	...283 16 R-S
Heating capacity for A-7/W35	4.7kW	6kW	7kW	8kW	10kW	12kW	13.1kW
COP for A7/W35	5.1	4.95	5.15	4.95	4.95	4.6	4.5
ERP class/Etas acc. to EN14825 (55 °C)	A++	A++	A++	A++	A++	A++	A++
ERP class/Etas acc. to EN14825 (35 °C)	A+++	A+++	A+++	A+++	A+++	A+++	A+++
Refrigerant	R32	R32	R32	R32	R32	R32	R32
Max. supply flow temp	65°C	65°C	65°C	65°C	65°C	65°C	65°C
Max. sound at A7/W55	55dB(A)	58dB(A)	59dB(A)	60dB(A)	65dB(A)	65dB(A)	68dB(A)
Max. sound at A7/W55 in silent mode	53dB(A)	55dB(A)	54dB(A)	55dB(A)	59dB(A)	59dB(A)	59dB(A)
Outdoor unit weight	86kg	86kg	105kg	105kg	129kg	129kg	129kg
Dimensions (w x d x h)	1295 x 400 x 717mm			1385 x 445 x 864mm			
Power supply	230V	230V	230V	230V	230V	230V	230V
Minimum flow rates	0.11l/s	0.11l/s	0.11l/s	0.11l/s	0.20l/s	0.20l/s	0.20l/s
ENA heat pump register No.	HP_3437	HP_3438	HP_3439	HP_3440	HP_3441	HP_3442	HP_3443
MCS Certification No.	041-K044-01 a	041-K044-01 b	041-K044-02 a	041-K044-02 b	041-K044-03 a	041-K044-03 b	041-K044-03 c

Outdoor unit CS2000 AWF 7 738 602 ...	...287 18 R-T	...288 22 R-T	...289 26 R-T	...290 30 R-T
Heating capacity for A-7/W35	18kW	21kW	22kW	23kW
COP for A7/W35	4.7	4.4	4.08	3.91
ERP class/Etas acc. to EN14825 (55 °C)	A++	A++	A+	A+
ERP class/Etas acc. to EN14825 (35 °C)	A+++	A+++	A+++	A++
Refrigerant	R32	R32	R32	R32
Max. supply flow temp	60°C	60°C	60°C	60°C
Max. sound at A7/W55	70dB(A)	72dB(A)	74dB(A)	77dB(A)
Max. sound at A7/W55 in silent mode	63dB(A)	62dB(A)	70dB(A)	73dB(A)
Outdoor unit weight	177kg	177kg	177kg	177kg
Dimensions (w x d x h)	1120 x 400 x 1557mm			
Power supply	400V	400V	400V	400V
Minimum flow rates	0.50l/s	0.50l/s	0.50l/s	0.50l/s
MCS Certification No.	041-K044-04 a	041-K044-04 b	041-K044-04 c	041-K044-04 d

Related accessories	Part number
Hose kit 300mm 1", 4-6kW	7-738-602-359
Hose kit 300mm 1 ¼" , 8-30kW	7-738-602-360
DHW temperature sensor, 30m	7-738-602-364
DHW temperature sensor, 10m	7-738-602-363
System freeze protection kit, 4-6kW	7-738-602-366
System freeze protection kit, 8-16kW	7-738-602-367
System freeze protection kit, 18-30kW	7-738-602-368
Floor antivibration kit, 4-16kW	7-738-602-372
Floor antivibration kit, 18-30kW	7-738-602-377
Double zone distribution unit: direct + mixed (with mixing valve)	7-738-602-361

Related accessories	Part number
Double zone distribution unit: direct + mixed	7-738-602-362
1-Phase electric back-up heater	7-738-602-369
3-Phase electric back-up heater	7-738-602-370
Drain pan for condensate	7-738-602-371
Wall antivibration kit, 4-16kW	7-738-602-373
Wall antivibration kit, 18-30kW	7-738-602-378
Wall mounting brackets	7-738-602-374
3-Way valve, 4-6kW	7-738-602-375
3-Way valve, 8-16kW	7-738-602-524
3-Way valve, 18-30kW	7-738-602-525

# Training

## Ready for a heating revolution?

Wherever you are in your low carbon heating journey, from starting out to adding to your heat pump expertise, we can support you.

## Start your journey with us

Becoming MCS certified is a mark of your excellence as an installer. We're here to support you with our range of MCS courses including:

- ▶ Water regulations certification (WRAS) course
- ▶ Level 3 Award low temperature heating and hot water systems in dwellings
- ▶ Level 3 Award RQF installation and maintenance of air source heat pump systems.

Installing heat pumps doesn't need a specific qualification, but our complementary product training will help you get hands-on experience and understand all the features and benefits, specification, installation, and servicing.

## Not MCS certified?

We can support you with unlocking government grants and extended guarantees.

If MCS isn't right for your business right now, you can use our third party MCS umbrella scheme – who will handle the design, training and MCS accreditation paperwork to enable your customer to apply for government grants.

Contact our pre-sales team to find out more:  
**0330 123 3366**

# Get in touch

## Sales

Tel: 0330 123 9669

Email: [sales.bosch@uk.bosch.com](mailto:sales.bosch@uk.bosch.com)

## Technical Helpline (Pre & Post Sales)

Tel: 0330 123 3366

Email: [technical-advice@uk.bosch.com](mailto:technical-advice@uk.bosch.com)

## Spare Parts

Tel: 0330 123 9779

Email: [spares.mailbox@uk.bosch.com](mailto:spares.mailbox@uk.bosch.com)






## Worcester Bosch

Cotswold Way  
Warndon  
Worcester  
WR4 9SW

[worcester-bosch.co.uk](http://worcester-bosch.co.uk)

# Share

We would love to see your installations!

-  Worcester Bosch Professional
-  @WorcesterBoschProfessional
-  @WorcesterBosch
-  Worcester Bosch
-  Worcester Bosch Group

Calls to and from Bosch Thermotechnology Ltd may be recorded for training and quality assurance purposes. Worcester Bosch is a brand name of Bosch Thermotechnology Ltd. This brochure is accurate at the date of printing, but may be superseded and should be disregarded if specification and/or appearances are changed in the interest of continued improvement. The statutory rights of the consumer are not affected.

